

Exchange Report

NATIONAL UNIVERSITY OF SINGAPORE

LI Xinzi
BSc in Economics and Finance
Spring 2021-2022



NUS
National University
of Singapore

TABLE OF CONTENTS

Part 1. Monthly Activity Log	P2
Part 2. General Exchange Information	P4
Part 3. Items to Bring	P7
Part 4. Useful Links and Contacts	P7



Part 1. Monthly Activity Log


January

I arrived in Singapore on Dec 29th to settle down first. The dormitory check-in process was completely self-served and straightforward. Before the class day, I visited the two museums located on the NUS campus. These exhibitions in the museums are very well-designed and free to enter for NUS students. The semester officially began on January 10th. I enrolled in four classes, three of which are purely online. The Chinese New Year came at the end of January this year. It's a special experience to celebrate a traditional festival in another country.



February

Starting in February, the classes became increasingly intense. Tutorials have begun, and active participation was expected. My first presentation with local teammates was on Feb 15th for the finance course. There was a recess week, which ran from February 19th to February 27th. During the break, I visited Universal Studios Singapore and tried night cycling from East Coast Park to Marina Bay Sands.



March



Midterms and projects dominated March. Besides academic tasks, I also did one of the most meaningful things during my exchange - volunteering. World Table Tennis Grand Smash was held in March and I registered as a volunteer to help the event. It's a very unique experience to greet athletes from different countries and regions. Also, NUS Art Festival launched in the middle of March. I volunteered as a marketing assistant on the Opening Day. For the traveling side, I went to the beautiful Sentosa Island to enjoy the beach and sunset.


April

Approaching the end of the semester, there was a high-intensity academic mission. On April 15th, all classes came to the end. Except for final exams, all assessments were due before the final reading week. I took a one-week holiday to Malaysia after accomplishing all assignments and projects. A farewell picnic was also prepared by PALs to conclude the exchange.



May

Even though the majority of final exams were completed in April, I still had two extra finals (one in person) in early May. Then I flew back to Hong Kong right the day after my last exam.



Part 2. General Exchange Information

Visa Procedures

The Student's Pass application is fully online. You also need to apply for Entry Approval and submit SG Arrival Card before entering Singapore. NUS will send you a clear and detailed guide to assist you with the registration and visa application. One important thing is that you need to collect a physical Student's Pass Card when in Singapore. There will be an Offset Enrolment in NUS so remember to keep an eye on the email to book a slot, or you have to visit the ICA in person.

Orientation Activities




The Global Relations Office provided an online orientation for all exchange students. There will be some announcements, and you can join the breakout rooms to meet other exchangers. For business exchangers, a 'Welcome Day' event by a student club was also planned. We were grouped with local students to have fun together.

International Services & Activities

Activity registration emails will be sent regularly. You have a bunch of choices to explore NUS and Singapore. You will be paired with an exchange buddy, the Peer Advising Leaders will also organize visiting tours and even a farewell picnic. Just check the inbox frequently to uncover the fun moments.

Accommodations

The application for on-campus accommodation started around the end of November, NUS would send you an email with all the details. I didn't receive a hostel offer in the first round but eventually got a type C (Pre-upgrade) room in the Prince George's Park Residence after my appeal letter. PGPR is a gathering place of exchangers, it is a large community with a variety of amenities. At the beginning of the semester, there were several events inside PGPR, which provided a good opportunity to get to know your neighbors.



Course Registration

The course registration was completed very early, and the enrollment results were released in November. NUS will provide you with the list of courses available during the exchange period. Simply follow the instructions to apply to the NUS system after you have decided on the courses you wish to take.

The minimum workload for exchange students is 12 MCs and the maximum is 20 MCs. Generally, each course in NUS is worth 4 MCs. I chose 4 courses, 16 MCs in total: FIN3701A, QF3101, EC3332, PL1101E.

Teaching & Assessment Methods

The Teaching and Assessment Methods in NUS are pretty much like that in UST. For teaching, there are lectures and tutorials. Something different is that the business lectures normally last 3 hours and only occur once a week.

Sports & Recreation Facilities

University Sports Center is easily accessible by internal shuttle bus. It is a comprehensive sports place with a wide range of equipment. There are also gyms and sports halls in PGPR and UTown. In addition, the infinity swimming pool in UTown is very cozy and popular.

Finance & Banking

Wireless payments are fairly common in Singapore, you can open a local account with OCBC, DBS, or other banks. I didn't apply for one, cash and credit cards were enough for me.

Social Clubs & Networking Opportunities

In order to experience a more colorful life during my exchange, I signed up for a student club that organizes activities related to Korean culture. It hosts events once a week and it's an excellent way to chill and meet new people. Almost all types of clubs can be found in NUS, all you have to do is search for the one you are interested in.

Health & Safety

The National University Hospital is relatively close to PGPR. There is also a University Health Center providing all of the necessary services. If you need help, just go and ask for assistance. I felt quite safe there during my stay. But please always find someone to accompany you if you stay out too late.

Food

The NUS campus is huge, and the canteens are conveniently located across the university. There are mainly 5 places to hunt for food on campus: PGPR, UTown, the Deck, Science Canteen(Frontier), and YIH.

Transportation

For public transportation, you will need an EZ-link card. One can be purchased at any 7-11 store. Singapore's MRT and bus systems are well-developed and structured. You can literally go everywhere in the country with Google Maps. Additionally, the internal shuttle bus is a great way to get around campus. You can use the app 'NUS NextBus' to check bus arrival times and routes.

Climate


Singapore is a tropical country with hot weather throughout the year. December to March is a rainy season, the rain can suddenly pour down without any sign. Always remember to bring an umbrella.

Communication

I bought a pre-paid Singtel SIM card in a 7-11 store. It is easy to top up the account using the App. The data plan is mainly for 4 weeks and is reasonably priced.

Cautionary measures

Please keep in mind that chewing gums are illegal in Singapore.



Part 3. Items to Bring

- ✓ **Passport**
- ✓ **Visa documents (In-Principal Letter, Entry Approval, ID photos etc.)**
- ✓ **Cash, credit card**
- ✓ **Chargers, adaptors**
- ✓ **Summer clothes, swimwear**
- ✓ **Sunglasses, umbrella**
- ✓ **Pillow, bed sheets, light blankets (or you can buy in Singapore)**

Part 4. Useful Links and Contacts

Timetable: <https://nusmods.com/timetable/sem-2>

Luminus: <https://luminus.nus.edu.sg/>

Education Records System: <https://myedurec.nus.edu.sg/psp/cs90prd/?cmd=login>

Libraries and opening hours: <https://nus.edu.sg/nuslibraries/spaces/our-libraries>

